

# Know Your Sewer System. Know Who To Call.

**1 Home With Septic**  
 Clean-up service\* ( ) \_\_\_\_\_  
 Insurance ( ) \_\_\_\_\_  
 Septic service or plumber ( ) \_\_\_\_\_

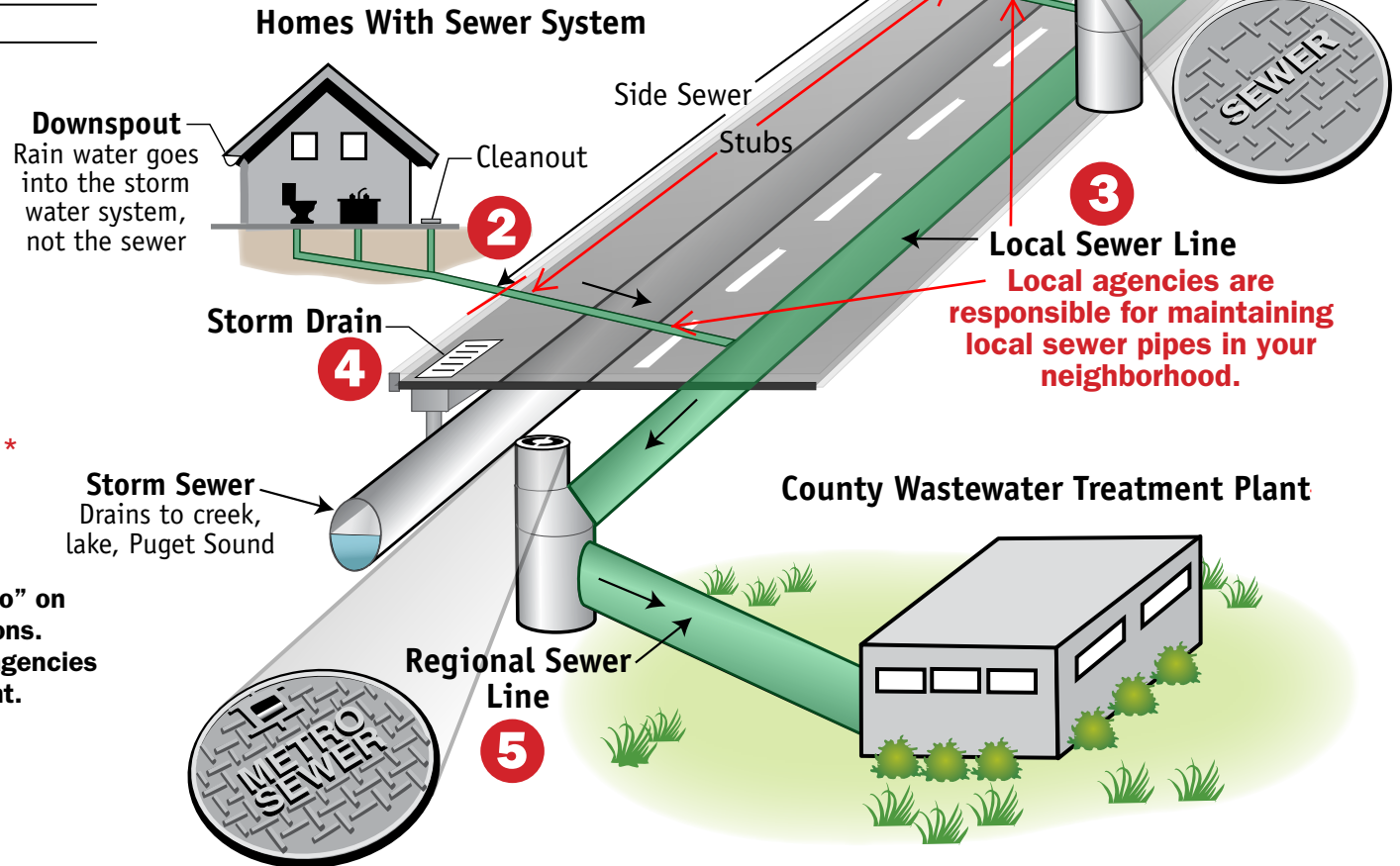
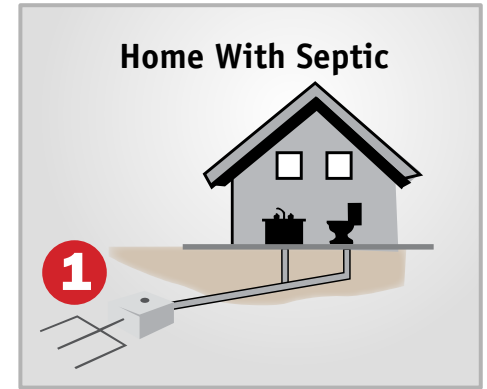
**2 Home On Local Sewer System**  
 Clean-up service\* ( ) \_\_\_\_\_  
 Insurance ( ) \_\_\_\_\_  
 Plumber ( ) \_\_\_\_\_  
 Local sewer agency\*\* ( ) \_\_\_\_\_

**3 Manhole Overflows**  
 Local sewer agency\*\* ( ) \_\_\_\_\_

**4 Storm Drain/Street Flooding**  
 City Public Works/Surface Water Utility\*\* ( ) \_\_\_\_\_

**5 Regional System Overflows**  
 Overflow from manholes that say "Metro" on the lid, or near King County pump stations. King County collects sewage for local agencies and is responsible for regional treatment.  
 • King County Wastewater Emergency Hotline 206-263-3801 or 3840

Homeowners are responsible for maintaining their septic tanks and side sewers to prevent flooding and overflows.



Local agencies are responsible for maintaining local sewer pipes in your neighborhood.

# Keep yourself safe during a flooding event or sewage overflow

1. Evacuate if necessary – call 911 in emergencies
2. Stay out of flooded areas and avoid contact with any type of flood water
3. Safely turn off electricity to affected area
4. Stop using plumbing that drains to the sewer system
5. Prevent the spread of contaminants and odors: turn off furnaces, air conditioners, and close vents
6. If you have been exposed to floodwater or wastewater, change clothing and shoes and wash affected skin surfaces.
7. Contact your doctor at the first sign of adverse health effects
8. Hire a professional service to clean up damaged areas of your home. You can find services listed in phone directories under “Water Damage Restoration”. Use caution if you choose to clean up the spill; wear boots, rubber gloves and properly dispose of contaminated material.




# Help prevent overflows

Protect sewer pipes, the treatment system and the Puget Sound



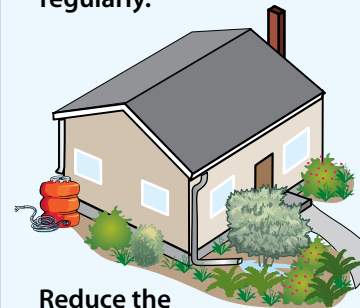
Inspect your side sewers and septic systems regularly.



Prevent tree roots from breaking sewer pipes.



Dispose of garbage and hair in the trash can, not the toilets.



Reduce the amount of rainwater entering the sewer system. Choose rain gardens, rain barrels, pervious pavement and green roofs.



Dispose of grease in the trash can or recycle it.



Prevent harmful chemicals from entering the wastewater system. Use simple, biodegradable household and personal products.



Prevent medicines from entering the wastewater system.

Return medicines to a pharmacy or dispose in the trash can.




Keep storm drains clear

Learn more about responding to sewer spills at [kingcounty.gov](http://kingcounty.gov). Search “sewer spills.” Floods are a common emergency in our area. Learn how to prepare and respond to many types of emergencies at [www.3days3ways.org](http://www.3days3ways.org)

Alternative formats available  
Call 206-263-6028 or 711 (TTY)

Printed on recycled stock. Please recycle.  
0810SewerOverflowCard.indd sk 12/02/04  
Produced by: King County DNRP, WLRD, GIS, Visual Comm. & Web Unit

 **King County**  
Department of Natural Resources and Parks  
**Wastewater Treatment Division**